




SCHUKO socket outlet 16 A 250 V~ Plug terminals



Spezifikation	Bestell-Nr.	VE	PS	EAN
 pure white glossy	4188 70	1/10/100		4010337116943
 pure white matt (lacquered)	4188 72	1/10/100		4010337116950
 anthracite (lacquered)	4188 73	1/10/100		4010337116929
 black matt (lacquered)	4188 74	1/10/100		4010337116967
 grey matt (lacquered)	4188 76	1/10/100		4010337116936

Merkmale

- The support ring is earthed in connection with the mounting claws and claw screws.
- Quick mounting (approx. 3.5 turns per mounting claw).
- Expanding claws in the housing.
- Easier claw mounting thanks to robust PZ1 / slotted / PH screw head drive.
- Simplified installation thanks to patented arrangement of the large keyhole profiles using box screws.
- Low installation depth.
- Large, ergonomically shaped release levers.
- Sturdy earth bar with solid earthing fingers.
- Sturdy and corrosion-resistant steel support ring.
- Shatter-proof thermoplastic base.
- Earthed support ring.

Technische Daten

Installation depth:	29 mm
Conductors:	Rigid and flexible
Connection cross section - for conductors from:	1.5 mm ² to 2.5 mm ²

Hinweise

- With increased contact pressure of the grounding bar tested in compliance with T.N.O.
