









SCHUKO socket outlet 16 A 250 V~ System 55



Spezifikation	Bestell-Nr.	VE	PS	EAN
 cream white glossy	4188 01	1/10/100		4010337092872
 pure white glossy	4188 03	1/10/100		4010337092896
 pure white matt	4188 27	1/10/100		4010337092940
 anthracite	4188 28	1/10/100		4010337092957
 colour aluminium	4188 26	1/10/100		4010337092933
 black matt	4188 005	1/10/100		4010337092865
 grey matt	4188 015	1/5		4010337092889
 stainless steel	4188 600	1/5		4010337092964

Merkmale

- The support ring is earthed in connection with the mounting claws and claw screws.
- Quick mounting (approx. 3.5 turns per mounting claw).
- Expanding claws in the housing.
- Easier claw mounting thanks to robust PZ1 / slotted / PH screw head drive.
- Simplified installation thanks to patented arrangement of the large keyhole profiles using box screws.
- Low installation depth.
- Large, ergonomically shaped release levers.
- Sturdy earth bar with solid earthing fingers.
- Sturdy and corrosion-resistant steel support ring.
- Shatter-proof thermoplastic base.

Technische Daten

Installation depth:	32 mm
Conductors:	Rigid and flexible
Connection cross section - for conductors from:	1.5 mm ² to 2.5 mm ²

Hinweise

- With increased contact pressure of the grounding bar tested in compliance with T.N.O.
-