









SCHUKO socket outlet 16 A 250 V~ System 55



| Spezifikation | Bestell-Nr. | VE | PS | EAN |
|---|-------------|----------|----|---------------|
|  cream white glossy | 4188 01 | 1/10/100 | | 4010337092872 |
|  pure white glossy | 4188 03 | 1/10/100 | | 4010337092896 |
|  pure white matt | 4188 27 | 1/10/100 | | 4010337092940 |
|  anthracite | 4188 28 | 1/10/100 | | 4010337092957 |
|  colour aluminium | 4188 26 | 1/10/100 | | 4010337092933 |
|  black matt | 4188 005 | 1/10/100 | | 4010337092865 |
|  grey matt | 4188 015 | 1/5 | | 4010337092889 |
|  stainless steel | 4188 600 | 1/5 | | 4010337092964 |

Merkmale

- The support ring is earthed in connection with the mounting claws and claw screws.
- Quick mounting (approx. 3.5 turns per mounting claw).
- Expanding claws in the housing.
- Easier claw mounting thanks to robust PZ1 / slotted / PH screw head drive.
- Simplified installation thanks to patented arrangement of the large keyhole profiles using box screws.
- Low installation depth.
- Large, ergonomically shaped release levers.
- Sturdy earth bar with solid earthing fingers.
- Sturdy and corrosion-resistant steel support ring.
- Shatter-proof thermoplastic base.

Technische Daten

| | |
|--|--|
| Installation depth: | 32 mm |
| Conductors: | Rigid and flexible |
| Connection cross section - for conductors from: | 1.5 mm ² to 2.5 mm ² |

Hinweise

- With increased contact pressure of the grounding bar tested in compliance with T.N.O.
-