









SCHUKO socket outlet 16 A 250 V~ Screw terminals



Spezifikation	Bestell-Nr.	VE	PS	EAN
 cream white glossy	4180 01	1/5		4010337092797
 pure white glossy	4180 03	1/5		4010337092810
 pure white matt	4180 27	1/5		4010337092834
 anthracite	4180 28	1/5		4010337092841
 colour aluminium	4180 26	1/5		4010337092827
 black matt	4180 005	1/5		4010337092780
 grey matt	4180 015	1/5		4010337092803
 stainless steel	4180 600	1		4010337092858

Merkmale

- The support ring is earthed in connection with the mounting claws and claw screws.
 - Quick mounting (approx. 3.5 turns per mounting claw).
 - Expanding claws in the housing.
 - Easier claw mounting thanks to robust PZ1 / slotted / PH screw head drive.
 - Simplified installation thanks to patented arrangement of the large keyhole profiles using box screws.
 - Low installation depth.
 - Large, ergonomically shaped release levers.
 - Sturdy earth bar with solid earthing fingers.
 - Sturdy and corrosion-resistant steel support ring.
 - Shatter-proof thermoplastic base.
 - Earthed support ring.
-

Technische Daten

Installation depth:	32 mm
Conductors:	Rigid and flexible
Connection cross section - for conductors from:	1.5 mm ² to 2.5 mm ²

Hinweise

- With increased contact pressure of the grounding bar tested in compliance with T.N.O.
-