





Gira E2 flush-mounted installation box



Spezifikation	Bestell-Nr.	VE	PS	EAN
 1-gang	2891 00	1		4010337049784
 2-gang	2892 00	1		4010337049791
 3-gang	2893 00	1		4010337049807
 4-gang	2894 00	1		4010337049814

Merkmale

- Installation in masonry by mounting the Gira E2 flush-mounted installation box, e.g. fixing it in place with plaster. Mounting of the device box in the flush-mounted installation box as with a standard cavity wall box.

Technische Daten

Dimensions

- 1-gang:	W 92.5 x H 91.5 x D 64 mm
- 2-gang:	W 92.5 x H 162.5 x D 64 mm
- 3-gang:	W 92.5 x H 233.5 x D 64 mm
- 4-gang:	W 92.5 x H 304.5 x D 64 mm