








**SCHUKO double socket outlet 16 A 250 V~ with increased contact protection (Safety Plus) for flush-mounted device box, 1.5-gang**



Spezifikation	Bestell-Nr.	VE	PS	EAN
 cream white glossy	2735 01	1/10		4010337000822
 pure white glossy	2735 03	1/10		4010337771371
 pure white matt	2735 27	1/10		4010337771555
 anthracite	2735 28	1/10		4010337771364
 colour aluminium	2735 26	1/10		4010337000785
 black matt	2735 005	1/10		4010337037521
 grey matt	2735 015	1/10		4010337085294

**Technische Daten**

Installation depth:	25 mm
Connection cross section - for conductors from:	1.5 mm <sup>2</sup> to 2.5 mm <sup>2</sup>
Profile height:	6 mm

## Hinweise

- Suitable for Attema compact device boxes UK 40 and type H 140 from ABB/HAF.
  - Increased contact protection (Safety Plus) in accordance with DIN VDE 0620-1.
-