










CO2 sensor with humidity and room temperature controller for KNX System 55



| Spezifikation | Bestell-Nr. | VE | PS | EAN |
|---|-------------|----|----|---------------|
|  cream white glossy | 2104 01 | - | - | 4010337084464 |
|  pure white glossy | 2104 03 | - | - | 4010337084471 |
|  pure white matt | 2104 27 | - | - | 4010337084495 |
|  anthracite | 2104 28 | - | - | 4010337084501 |
|  colour aluminium | 2104 26 | - | - | 4010337084488 |
|  black matt | 2104 005 | - | - | 4010337037231 |
|  grey matt | 2104 015 | - | - | 4010337083047 |
|  stainless steel | 2104 600 | - | - | 4010337021506 |

CO₂-sensor with an integrated KNX bus coupler and two binary inputs for measuring the concentration of carbon dioxide, relative humidity, and room temperature.

Merkmale

- Limit value monitoring for CO₂ concentration and humidity.
- Dewpoint alert for cooling ceilings and conservatories, for example, to prevent potential mould growth.
- Two binary inputs for connecting zero-voltage contacts.
- Logic gates for simple linking functions.

Sensor

- Up to four different limits can be set for the CO₂-sensor.
- Adaptation to current sea level above NN.
- Max. two limit values can be set for the humidity sensor.

Controller

- 5 operating modes: Comfort, standby, night, frost or heat protection, and controller lock-out (e. g. dew-point mode).
- Heating/cooling functions: Heating, cooling, heating and cooling, basic and additional heating, basic and additional cooling.
- Preset control parameters for common radiators/cooling units.
- Controller can be deactivated (dewpoint operation) or controller or operation of the controller can be blocked.
- Valve protection function (valve is opened cyclically every 24 hours).
- Control types: continuous PI control, switching PI control (PWM), and switching 2-point control (on/off).

Inputs

- Free assignment of the functions switching, dimming, blind and valve transmitter to the inputs.
- Blocker for blocking individual inputs.
- Behaviour can be configured following bus voltage recovery.
- Telegram rate limiting.
- Switching function: two independent switching objects are available for each existing input and can be enabled individually, command for leading and trailing edge can be set independently (ON, OFF, CHANGE, no reaction).
- Dimming function: Single-surface and double-surface operation, time between dimming and switching and dimming increment can be set, telegram repetition, and stop telegram transmission possible.
- Blind function: command can be set with rising edge (no function, UP, DOWN, SW), operating concept can be parameterised, time between short and long-term operation adjustable, slat adjustment time adjustable.
- Encoder and light scene auxiliary unit function: edge (push button as NO contact, push button as NC contact, switch) and value with edge can be configured, value adjustment by pressing and holding a button for value transmitters possible, light scene auxiliary unit with/without memory function.

Technische Daten

| | |
|----------------------------------|-------------------------|
| KNX medium: | TP1-64 |
| Measurement range | |
| - CO ₂ concentration: | 0 to 2,000 ppm |
| - Humidity: | 10 to 95% rel. humidity |
| Cable length, inputs: | Max. 5 m |
| Protection class: | III |
| Connection cross section | |
| - maximum: | 2.5 mm ² |
| Installation depth: | 23 mm |
| Ambient temperature: | 0 °C to +45 °C |

Hinweise

- The CO₂-sensor does not have any operating or display elements.
 - The use of a switch terminal box for connection of the external inputs is recommended.
 - A separate bus coupler is not required to operate the CO₂-sensor.
-