




**SCHUKO double socket outlet 16 A 250 V~with cover unit, without mounting claws for flush-mounted device box, 1-gang
Standard 55 with plug-in terminals**



Spezifikation	Bestell-Nr.	VE	PS	EAN
 cream white glossy	0788 01	1/10		4010337788010
 pure white glossy	0788 03	1/10		4010337788034
 pure white matt	0788 04	1/10		4010337788041

Technische Daten

Installation depth:	25 mm
Connection cross section - for conductors from:	1.5 mm ² to 2.5 mm ²

Hinweise

- Fits into any standard device box.