








## RCCB 30 mA



| Spezifikation   | Bestell-Nr. | VE | GBP/Stück o. MWSt. | PS | EAN           |
|---|-------------|----|--------------------|----|---------------|
|  cream white glossy  | 2664 01     | 1  | 151.11             | 03 | 4010337011897 |
|  pure white glossy | 2664 03     | 1  | 151.11             | 03 | 4010337011903 |
|  pure white matt   | 2664 27     | 1  | 151.11             | 03 | 4010337011910 |
|  anthracite        | 2664 28     | 1  | 151.72             | 03 | 4010337011927 |
|  colour aluminium  | 2664 26     | 1  | 153.25             | 03 | 4010337011934 |
|  black matt        | 2664 005    | 1  | 153.25             | 03 | 4010337037064 |
|  grey matt         | 2664 015    | 1  | 153.25             | 03 | 4010337085232 |

### Merkmale

- The RCD is a permanently installed protective device with voltage-dependent residual current tripping in accordance with VDE0664.
- This device works like an RCD switch.

## Technische Daten

|  |  |
|--|--|
| Rated voltage:                                     | AC 230 V, 50/60 Hz                         |
| Rated current:                                     | 16 A                                       |
| Rated residual current:                            | 30 mA                                      |
| Installation depth:                                | 32 mm                                      |
| Connection cross section<br>- for conductors from: | 1.5 mm <sup>2</sup> to 2.5 mm <sup>2</sup> |
| Ambient temperature:                               | -25 °C to +40 °C                           |

---

## Hinweise

- Areas of application: Parapet trunking, in front of socket outlets or in Gira energy profile.
  - Mounting in a deep device box.
-