








Gira Keyless In Fingerprint reader System 55



Spezifikation	Bestell-Nr.	VE	GBP/Stück o. MWSt.	PS	EAN
 pure white glossy	2617 03	1	686.41	10	4010337035602
 pure white matt	2617 27	1	686.41	10	4010337035671
 anthracite	2617 28	1	690.13	10	4010337035589
 colour aluminium	2617 26	1	695.69	10	4010337035596
 black matt	2617 005	1	695.69	10	4010337037132
 grey matt	2617 015	1	695.69	10	4010337084990
 stainless steel (lacquered)	2617 600	1	705.61	10	4010337035688

Merkmale

- Fingerprint module as a professional, biometric access control system based on next-generation surface scanning technology.
- Scanning the deepest layer of skin using high frequency. High detection rate and security against tampering.
- An evaluation of the unique characteristic features of the living human finger.
- Detection of signs of life in the finger.
- Up to 99 fingers can be managed by the fingerprint reader.
- Reliable recognition of fingers with slightly damaged skin from gardening, for example (damage only to the top layer of skin).
- Data protection through the use of encryption.
- Fast response time from application of finger to approval: approx. 1 s for up to 30 stored fingers, approx. 3 s for up to 99 stored fingers.
- Night design of the fingerprint surface for orientation using white LED illumination.
- 360° fingerprint readability.
- 3-colour LED status display for visual signalling when programming and during operation.

Abbildungen sind ähnlich und können vom Original abweichen.
 Master PIN number provided on included sealed safety card if Administrator finger is no longer available. The device can be reset at the factory with the accompanying safety card.
 Preise gültig für United Kingdom im Preisstand 01/26.

- Acknowledgement buzzer for acoustic signalling for user or installer.
- Warning tone in case of unauthorised removal of the fingerprint top unit, i.e. tamper detection. Tampering circuit with switching actuator in

Inputs and outputs

- Connector strip connection cable for Gira door communication system.
-

Technische Daten

Power supply

- from power supply for door communication: DC 24 V \pm 10%
- from door communication system: DC 26 V \pm 2 V

Relay

- Quantity: 2
- Contact: 1 zero-voltage 2-way momentary contact
- Load capacity: AC/DC 24 V / 1.6 A

Connections

- Connection cable for door communication: 1 x connector strip
- Relay: 3 screw terminals each
- Additional power supply: 2 x screw terminal

Resistance to EMD: up to 15 kV

Installation depth: 33 mm

Ambient temperature: -20 °C to +70 °C

Hinweise

- Keyless In devices can be connected to the Gira HomeServer using the DCS-IP gateway. This enables intelligent links. In this way, e.g. temporary or one-time access authorisation can be easily granted. All data including access authorisations can be managed centrally and flexibly using the Gira HomeServer.
 - Children's fingers can usually only be reliably recognised from 6 years of age.
 - Integration into Profile 55 possible.
-