






Gira Keyless In Keypad System 70



| Spezifikation | Bestell-Nr. | VE | GBP/Stück o. MWSt. | PS | EAN |
|---|-------------|----|--------------------|----|---------------|
|  pure white glossy | 2605 70 | 1 | 283.03 | 10 | 4010337115441 |
|  pure white matt (lacquered) | 2605 72 | 1 | 293.36 | 10 | 4010337115458 |
|  anthracite (lacquered) | 2605 73 | 1 | 293.36 | 10 | 4010337115427 |
|  black matt (lacquered) | 2605 74 | 1 | 293.36 | 10 | 4010337115465 |
|  grey matt (lacquered) | 2605 76 | 1 | 293.36 | 10 | 4010337115434 |

Merkmale

- Installation in a device box.
- Stand-alone device or in combination with the Gira door communication system.
- During stand-alone operation, the integrated zero-voltage relay contacts are used for switching actions, e.g. for door openers with their own Power supply (e.g. standard bell transformer).
- Commissioning with direct configuration without a PC or programming software.

Inputs and outputs

- Switching contact: Two relays with zero-voltage 2-way switch contacts, load capacity AC/DC 24 V / 1.6 A.
- Two connections for power supply.
- Keypad as an access control system with a capacitive and therefore wear-free button field.
- No recognisable wear on frequently used number combinations.
- Stand-alone device or in combination with the Gira door communication system as a door call system for buildings with several residential units.
- Special button "C": Deleting an incorrect entry.
- Special button "Key": Direct door opening when the correct code has been entered.
- Special button "Bell": Specific selection of home stations in large facilities.
- Special button "F": Switching functions with switching actuators from the Gira door communication system.
- Homogeneous blue LED lighting of the numbers and special characters at night.
- Master PIN number provided on included sealed safety card if Administrator PIN number is lost.
- The keypad can manage up to 255 codes.

Up to 32 digit codes are possible.
Abbildung entspricht dem Original vom Original abweichen.

Please contact your distributor for further information.

- 3-colour LED status display when programming and during operation.

- Warning tone in case of unauthorised removal of the keypad top unit for tamper detection. Tampering circuit with switching actuator in the

Inputs and outputs

- Connector strip connection cable for Gira door communication system.
-

Technische Daten

Protection class

- System 55, Gira F100: IP20
- TX_44: IP44

Power supply

- Additional power supply: DC 24 V \pm 5%
- from door communication system: DC 26 V \pm 2 V

Relay

- Quantity: 2
- Contact: 1 zero-voltage 2-way momentary contact
- Load capacity: AC/DC 24 V / 1.6 A

Connections

- Connection cable for door communication: 1 x connector strip
- Relay: 3 screw terminals each
- Additional power supply: 2 x screw terminal

Resistance to EMD: up to 16 kV

Installation depth: 35 mm

Ambient temperature: -20 °C to +70 °C

Hinweise

- Keyless In devices can be connected to the Gira HomeServer using the DCS-IP gateway. This enables intelligent links. In this way, e.g. temporary or one-time access authorisation can be easily granted. All data including access authorisations can be managed centrally and flexibly using the Gira HomeServer.
 - Integration into Profile 55 possible.
 - The Gira AppShop is the marketplace for interesting solutions and applications in intelligent building technology. There are now more than 200 apps available, including application descriptions, plug-ins, function templates, logic nodes and sample projects. Discover applications for the Gira Keyless In keypad now. www.appshop.gira.de/en.
-