






System 3000 motion detector 1.10 m Standard and relay insert

Spezifikation	Bestell-Nr.	VE	GBP/Stück o. MWSSt.	PS	EAN
 cream white glossy	2395 01	-	-	-	4010337028857
 pure white glossy	2395 03	-	-	-	4010337028864
 pure white matt	2395 27	-	-	-	4010337028901
 anthracite	2395 28	-	-	-	4010337028918
 colour aluminium	2395 26	-	-	-	4010337028895
stainless steel (lacquered)	2395 600	-	-	-	4010337059691

Merkmale

- Automatic switching of lighting, depending on the movement of heat and ambient brightness.
- Expansion of the detection range in combination with the 3-wire auxiliary insert.
- Adjustable brightness threshold.
- Sensitivity adjustable in four steps.
- If a System 3000 auxiliary insert with operating top unit or mechanical button is connected to the main unit, the lighting can be switched on or dimmed for the duration of the delay time.
- Test run for function testing.
- Operation with neutral conductor connection.

Technische Daten

Angle of detection:	180°
Brightness value	
- adjustable:	approx. 5 to 500 lx
- fixed:	Day mode
Sensitivity:	25, 50, 75, 100 %
Protection class:	IP20
Delay time:	approx. 2 min fixed
Mounting height up to 1.10 m	
- Range of detection forwards:	Max. 32 m
- Range to each side:	Max. 19 m
Ambient temperature:	-20 °C to +45 °C
Rated voltage:	AC 230 V, 50/60 Hz
Standby:	0.1 to 0.5 W
Ohmic switching current:	16 A (AC1)
Connected load at 35 °C	
- HV LED lamps:	typically 500 W
- Compact fluorescent lamp:	typically 500 W
- Light bulbs:	2300 W
- HV halogen lamps:	2300 W
- Tronic transformers:	1500 W
- electronic transformer with NV-LED:	typically 20 to 100 W
- Wound electronic transformer:	1000 VA
- Fluorescent lamps, uncompensated:	1200 VA
Capacitive load:	920 VA (115 µF)
Installation depth:	24 mm
Installation:	in device box in accordance with DIN 49073

Hinweise

- If the ambient temperature is higher than 35 °C, the connected load must be reduced.

Lieferumfang

- Including Standard top unit mounting height up to 1.10 m and relay insert.
- Clip-on panel to limit the detection range is included with delivery.
