






## Continuous controller with button interface, 4-gang for KNX System 55



Spezifikation	Bestell-Nr.	VE	GBP/Stück o. MWSSt.	PS	EAN
 cream white glossy	2100 01	1	323.87	06	4010337048022
 pure white glossy	2100 03	1	323.87	06	4010337048039
 pure white matt	2100 27	1	323.87	06	4010337048060
 anthracite	2100 28	1	326.30	06	4010337048077
 colour aluminium	2100 26	1	330.22	06	4010337048053
 black matt	2100 005	1	330.22	06	4010337037255
 grey matt	2100 015	1	330.22	06	4010337083016
 stainless steel	2100 600	1	337.12	06	4010337021520

The flush-mounted continuous controllers and the object controllers combine the functions of a bus coupler for KNX, a room temperature controller with specified setpoint value, and a binary input.

## Merkmale

- Four zero-voltage contacts can be connected to the binary input.
- Input 1 can be used to connect a remote sensor for the temperature measurement in the floor.
- Two inputs can be parameterised as outputs (max. 0.8 mA).
- The controller function is used for room temperature control. The controller uses an internal or external temperature sensor to detect the current room temperature, and uses an adjustable set temperature to convert it into a variable. Valve drives can be controlled with a constant adjustment signal or with a switching adjustment signal here.

## Controller

- 5 operating modes: Comfort, standby, night, frost or heat protection, and controller lock-out (e. g. dew-point mode).
- Heating/cooling functions: Heating, cooling, heating and cooling, basic and additional heating, basic and additional cooling.
- Preset control parameters for common radiators/cooling units.
- Controller can be deactivated (dewpoint operation) or controller or operation of the controller can be blocked.
- Valve protection function (valve is opened cyclically every 24 hours).
- Control types: Continuous PI control, switching PI control (PWM), and switching 2-point control (on/off)
- Temperature detection via an internal and/or external sensor (average value calculation for large areas).

## Inputs

- Free assignment of the functions switching, dimming, blind and value transmitter to the inputs.
- Blocker for blocking individual inputs.
- Behaviour upon bus voltage recovery can be configured separately for each input.
- Telegram rate limiting.
- Switching function: two independent switching objects are available for each existing input and can be enabled individually, command for leading and trailing edge can be set independently (ON, OFF, CHANGE, no reaction).
- Dimming function: Single-surface and double-surface operation, time between dimming and switching and dimming increment can be set, telegram repetition, and stop telegram transmission possible.
- Blind function: Command can be set with rising edge (no function, UP, DOWN, CHANGE), operating concept can be configured (Step - Move - Step or Move - Step), time between short and long-term operation can be set, slat adjustment time can be set.
- Encoder and light scene auxiliary unit function: edge (push button as NO contact, push button as NC contact, switch) and value with edge can be configured, value adjustment by pressing and holding a button for value transmitters possible, light scene auxiliary unit with/without memory function.
- Temperature sensor function: One channel of the push button interface can be used as an external temperature sensor for the room temperature controller.

## Outputs

- Independent switching of a maximum of 2 outputs.
- The set temperature is changed using the adjustment dial.
- A presence button is used to switch between Comfort and Standby mode.
- The current statuses are displayed on the continuous controller by LEDs.

---

## Technische Daten

KNX medium:	TP256
Ambient temperature:	-5 °C to +45 °C
Cable length	
- Inputs and outputs:	Max. 5 m
- Temperature sensor:	Max. 50 m
Installation depth:	23 mm

---

## Hinweise

- No separate bus coupler is required.
  - The use of a switch terminal box for connection of the external inputs is recommended.
-