




Touch switch insert 10 AX 250 V~ 2-gang



Spezifikation	Bestell-Nr.	VE	GBP/Stück o. MWSSt.	PS	EAN
 Series switch	0125 00	-	-	-	4010337125006
 2-way switch, 2-gang	0128 00	-	-	-	4010337128007

Technische Daten

Installation depth: 28 mm

Rated output
- LEDi/CFLi: 100 W